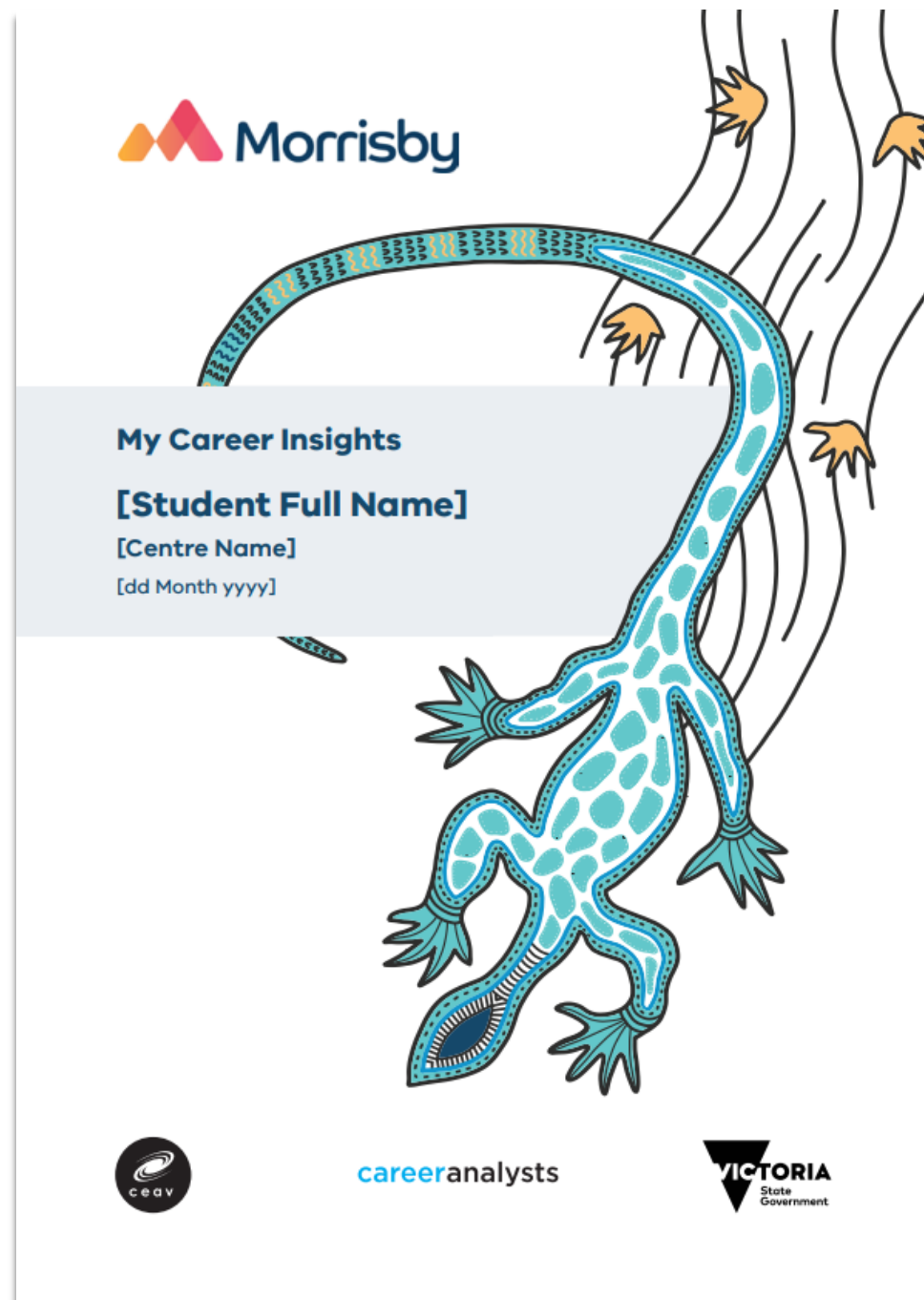


My Career Insights

UNDERSTANDING YOUR MORRISBY PROFILE

Your Morrisby Profile



Your online report is a **summary of your results** obtained during your profiling session.

You can access your profile at app.morrisby.com by entering the **email address** and **password** used to register for your Morrisby profiling.

You have **LIFETIME access** to Morrisby if you log in within 5 years.

Morrisby Assessments

Verbal 2 - Practice Question 3 of 3: Answer Explanation

bicycle scooter car van ?

This is a sequence of increasingly large road vehicles

boat ski caravan **truck** journey

Numerical 1 - Practice Question 2 of 3: Answer Explanation

6 8 10 8 10 12 10 ?

The numbers increase by two twice then decrease by two

8 **12** 16 18 20

Abstract 2 - Practice Question 3 of 3: Answer Explanation

White circles are added clockwise and then turn black clockwise

12

Mechanical - Introduction

In this assessment you will be shown a drawing, and asked a question about the scenario. You have to choose the most appropriate answer from the options provided. You do not need any special knowledge to answer these questions.

In this example, you can see the boat labelled 'B' is the heaviest because it is sitting the lowest in the water.

Which of these identical ships has the heaviest load?

A **B** C All equal Cannot tell

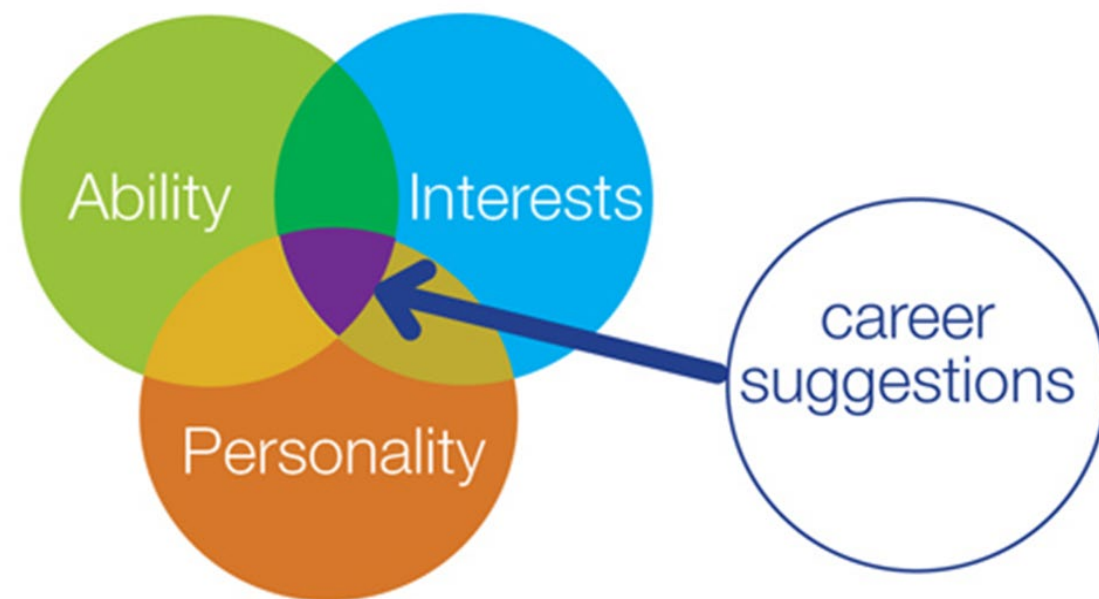
Shapes - Introduction

In this assessment you will be shown 3 shapes. All 3 shapes are the same but one has been flipped, so you can see its other side. You have to identify which shape has been flipped.

In this example you can see that 'B' is the shape that has been flipped. Click 'Play' to watch the demonstration

A **B** C

What is in your **Morrisby** **Profile?**



Your Morrisby profile is **personalised by blending information** provided by you about your **Abilities, Interests and Personality**.

Each page contains information in the form of **visual graphs and diagrams**, as well as written interpretations.

You can make changes to your profile online and re-take sections to adapt the results to better fit YOU.



Navigating Your Morrisby Profile

The Five Aptitudes




Verbal

Measured your ability to use **words** and indicates potential in dealing with **written and spoken** information.




Numerical

Measured your comfort or intuitive **insight** when using **numbers**.



Abstract

Measured your ability to deal with **complex problems**. This indicates a preference for dealing with real things and visual information; **charts diagrams and pictures**.



Spatial

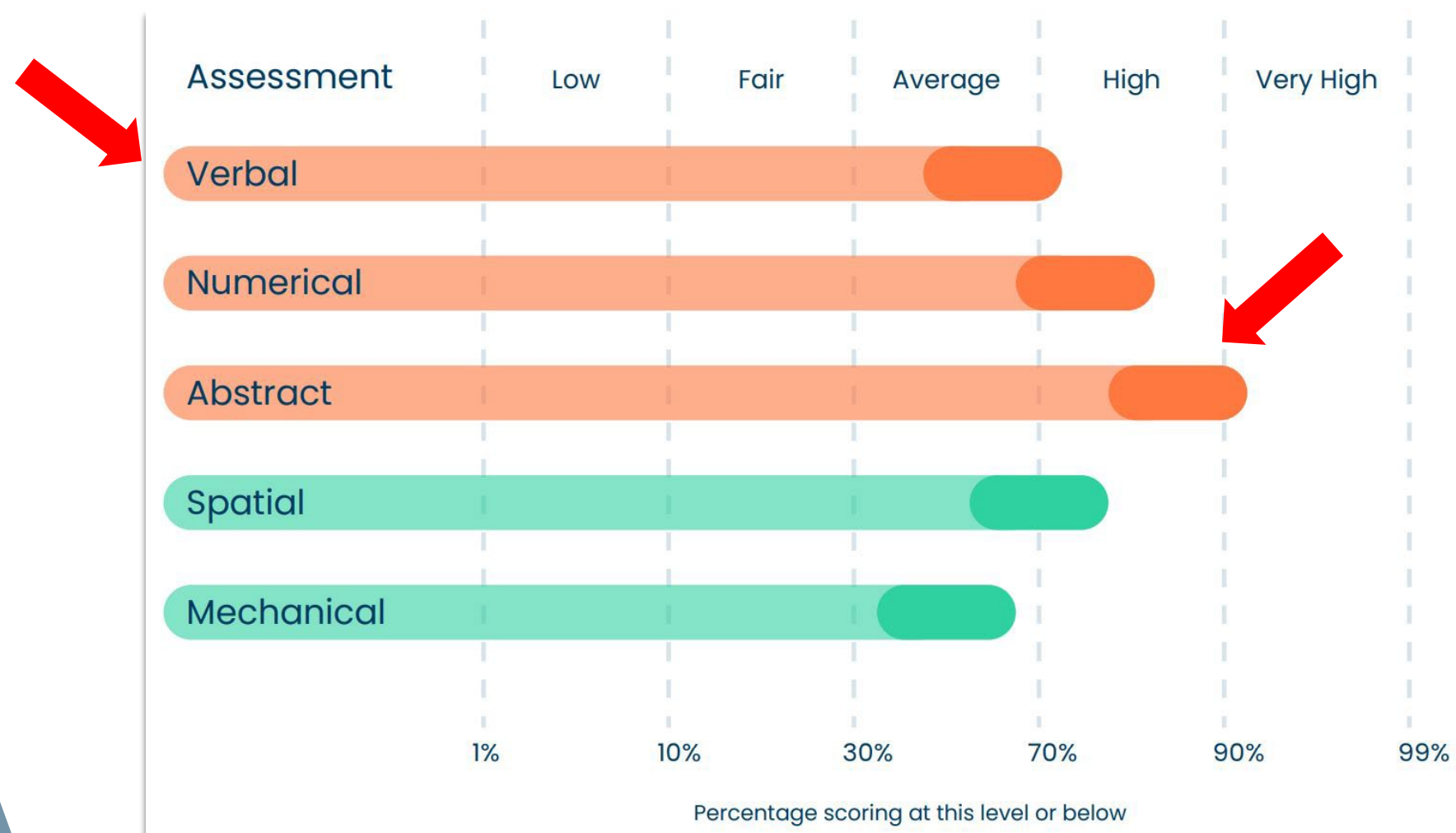
Measured your **spatial ability** by assessing how well you can **visualise** 3-dimensional objects from 2-dimensional plans.



Mechanical

Measured your ability to appreciate and solve **mechanical problems**.

Your Aptitudes



We use this information to **build a picture** of you and **identify your strengths**.

The important thing to focus on is **not the length of the graphs**, but the **pattern of the results**, to see what you do best.

The differences between the bars will show where your **strengths** lie. It is also important to look at how well your aptitudes **relate** to your interests and work preferences.

Aptitude 'Shapes'

Morrisby Profile : Core Aptitudes



Arts: Verbal occupations: Journalism, Law, PR, Teaching, professional / management - an emphasis on people/communication, Academic (traditional learning style).




Science: Science, Technical/Engineering, Design. (Learn by 'seeing' rather than 'talking'). Occupationally, more practical/technical & away from people/commerce. Useful for solving complex problems eg. in maths and science.



Commercial/Organisational: Quantitative (although not necessarily maths), concerned with organisation, methods, systems, logical, finance, accounting etc. Weighing up the pros and cons. Logical, not motivated by 'caring' professions



Services: People and aesthetic areas, health (nursing / medicine), careers guidance, services / counselling careers, eg. social work. Not so interested in commerce / quantitative work



Balanced: All-rounder. Can sometimes be undecided, so look for careers with a broad mix: Media, advertising, training. Indicates versatility, but a need for variety

Your **Aptitude results** also show a certain '**Shape**' by combining the **first three orange Aptitudes** (Verbal, Numerical and Abstract). Focusing on the shape of the graph tells you even more than the length of the bars.

The **FIVE main shapes** that can be seen in profiles are;

1. Arts
2. Science
3. Commercial / Organisational
4. Services
5. Balanced

Can you recognise which **shape your profile is?**

Aptitude 'Shapes' Comparison

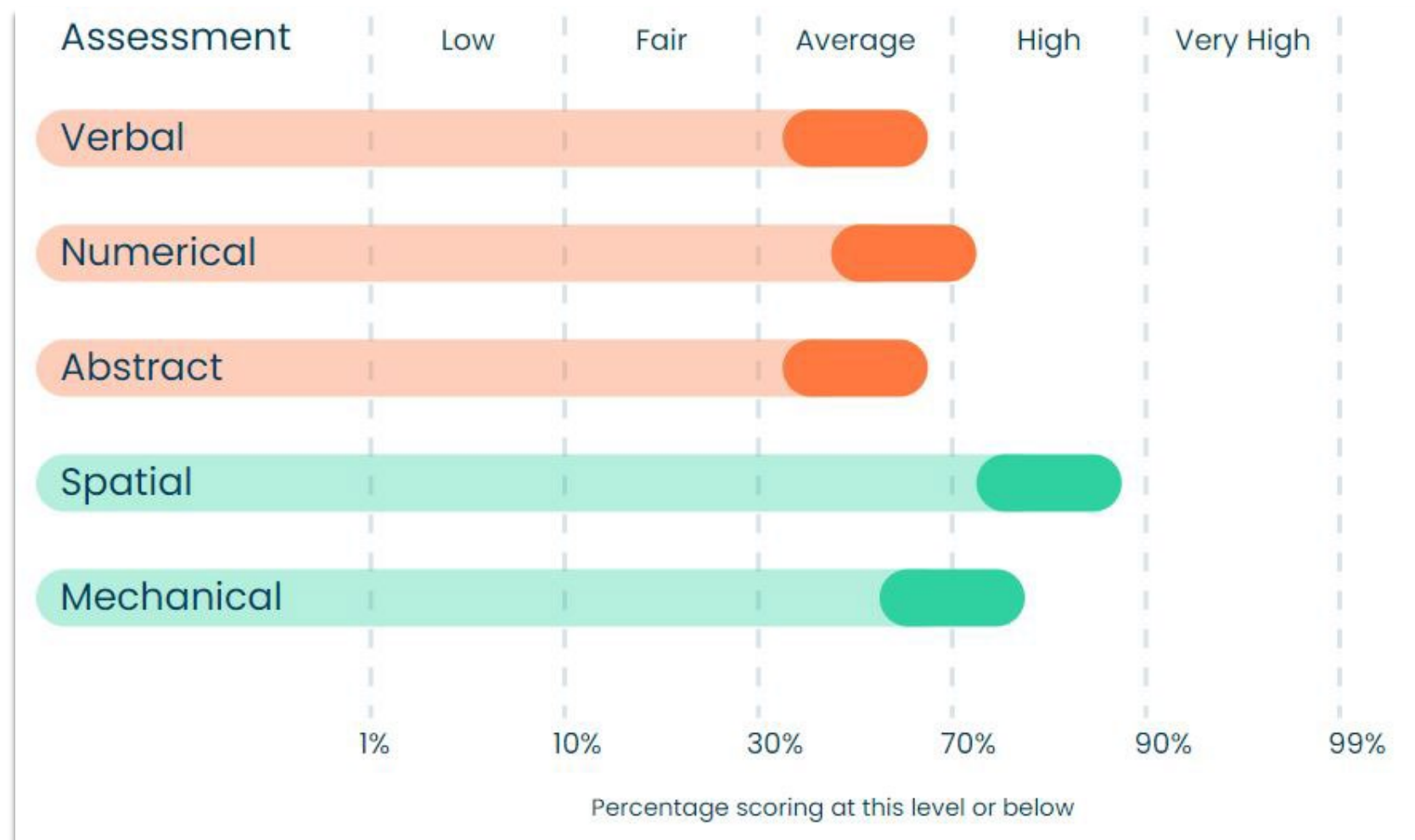


We all tend to prefer to **learn in different ways**, here you can see information about your **preferred style of learning and problem-solving**.

Are your **ORANGE** bars longer?
This suggests an **academic or theoretical preference** for learning and problem-solving.

Are your **GREEN** bars longer?
This suggests a **practical, hands-on preference** for learning and problem-solving.

Planning Approach



Look at the length of your **GREEN bars** to see your preference when **planning tasks and understanding instructions**.

SPATIAL BAR – If this is longer than your Mechanical bar your preference for approaching tasks and instructions is in a **'holistic' way**.

MECHANICAL BAR – If this is longer than your Spatial bar your preference for approaching tasks and instructions is in a **'step-by-step' way**.

Interests

Interests: Your career interests

People



Information



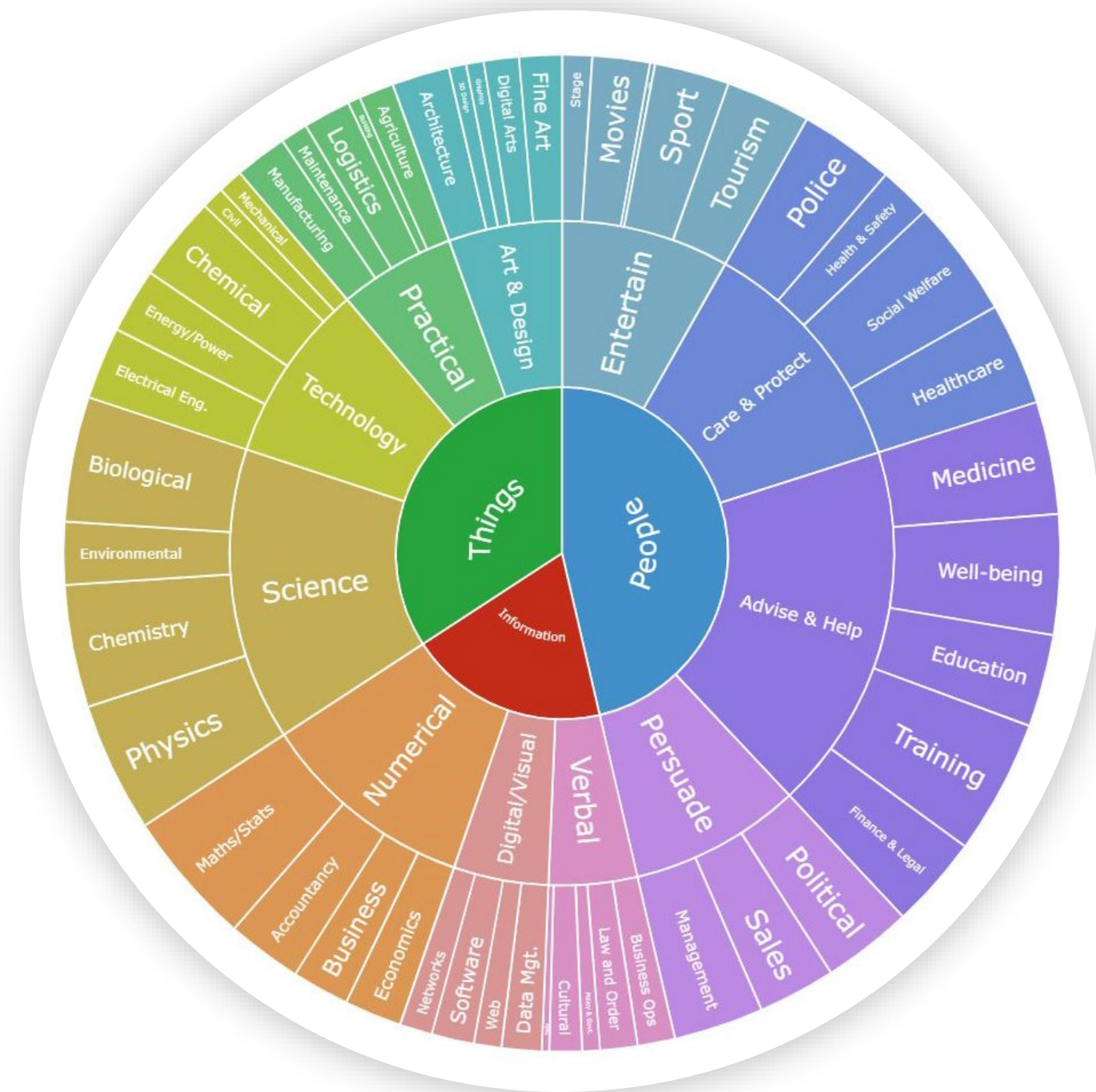
Things



As part of the **Morrisby profiling**, you completed an **Interests questionnaire**

- There are **10 bars**, and the length of each bar **indicates** a stronger interest
- It is important to look at how well **your aptitudes relate** to your interests, personality and work preferences
- Interests, also provide **insight** into work situations and structures that **may suit you**.

World of Work Chart



The **size** of each **segment reflects your level of interest**. This **interactive feature** allows you to click on each segment in the chart. Start from the **inside and work your way out**.

You will also notice that you can **re-take** this part of the profiling at any time, as your interests **can and may** change over time.

The World of Work chart can be found on the **right-hand side of the Interests page**.

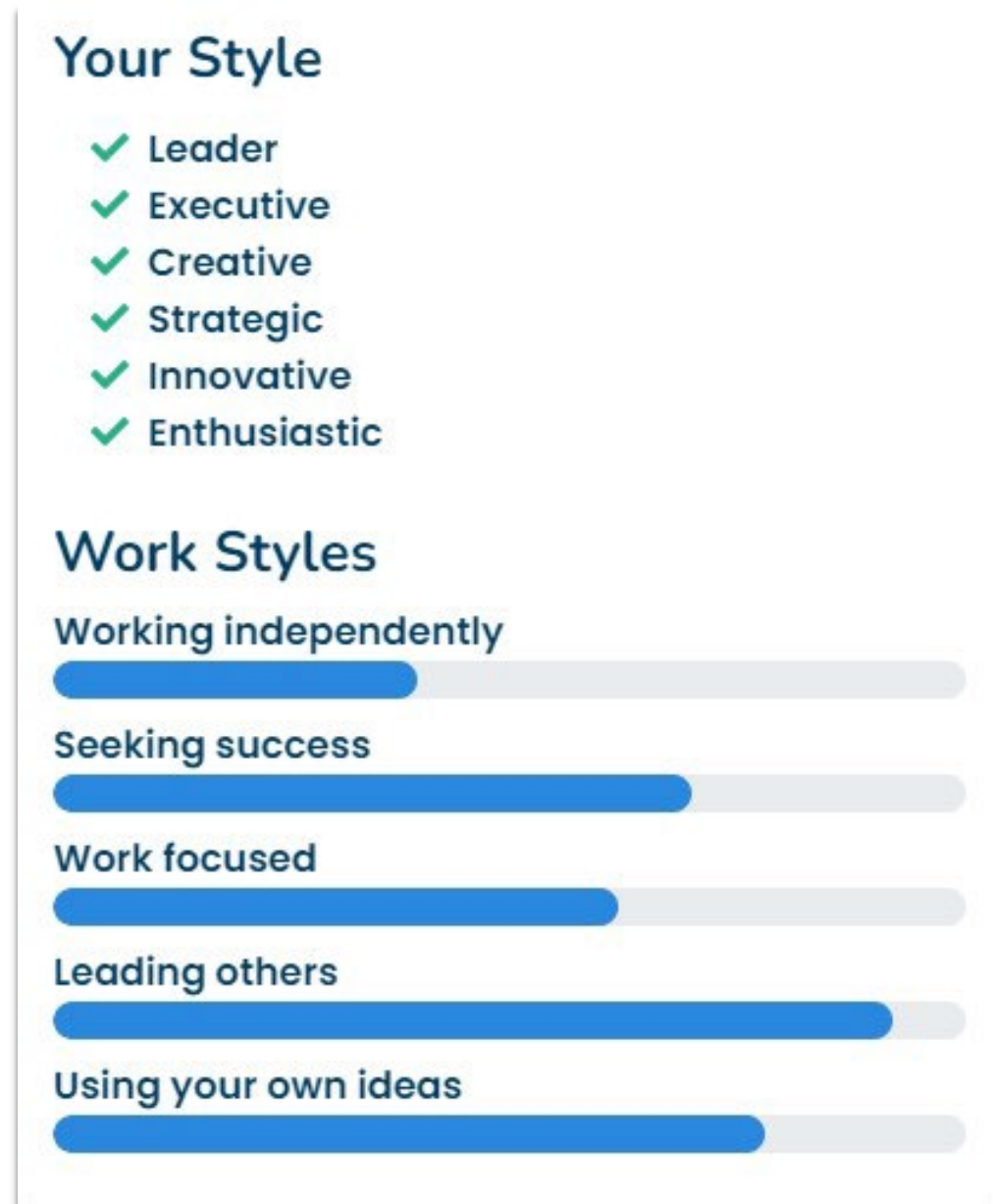
Work Style Preferences



On this diagram, **You** are represented by the **orange circle** and placed on a grid with **two axes**, which shows the direction of your **preferred** work style.

What does your profile **suggest** about your **work style**?

Work Style Preferences Cont.



Your **work style** is summarised into words you can use when applying for a job – on your resume and during an interview!




This profile **suggests** the person prefers to lead others and use their own ideas. What does **your profile** say about **you**?


Workplace Preferences

This profile **suggests** this person would **prefer** to work indoors and deal with the public.

Physically active work



Working outdoors



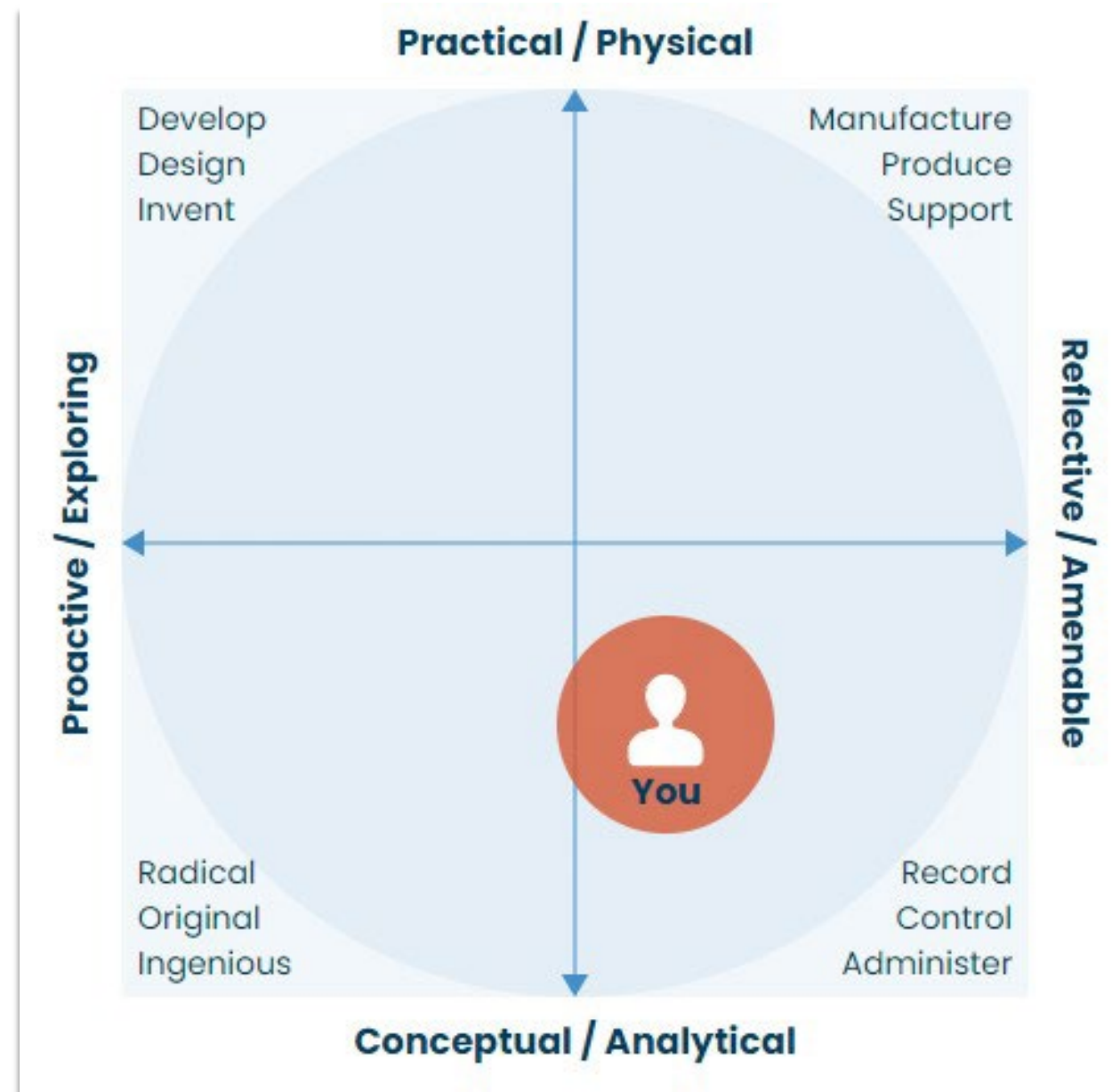
Working indoors



Dealing with the public



Learning Style Preferences



This example profile **suggests** the person is primarily a **facts and ideas person** who likes to know about things, what happened when, and who did what.

What does your profile **suggest** about your **learning style**?

With Others or Individually

Group Independent

Wide or Narrow Focus

Detail / Narrow Overall / Wide

Personality



Personality describes the way we **think, feel and behave**. In short, it is what makes us **unique**.

Ensuring your personality **melds well** with the job, leads to better work relationships, motivation, performance, and overall workplace happiness.

The Scientist

- ✓ Realistic
- ✓ Rational
- ✓ Logical
- ✓ Independent
- ✓ Insightful
- ✓ Reasoned

Career Suggestions

The screenshot shows a user interface for career suggestions. At the top, there is a navigation bar with icons for 'Careers', 'Subjects', 'Destinations', and 'Planner'. Below this, the main heading is 'Career Suggestions and Favourites'. The interface is divided into several sections:

- Careers Level: Degree** (with a 'Change your qualification level' button)
- Focus On** (with radio buttons for Aptitudes, Interests, Specialist Interests, and Personality)
- What if I...?** (with radio buttons for 'Obtained a competitive degree' and 'Focused on Apprenticeships / Traineeships')
- Favourites** (listing 'Midwife Registered Nurse - Div 1 and 9 other careers' with a 'Show my favourite careers' button)
- Search** (with a search input field and 'Search' and 'Clear' buttons)
- Explore** (with the text 'Investigate a whole range of career families' and an 'Explore' button)

Three career cards are displayed in a row:

- Early Childhood/Pre-primary Teacher**: 96% match
- Midwife**: 88% match
- Registered Nurse - Div 1**: 88% match

You will be provided with a **list of careers** that match your results from a **blend of information** gathered from your Aptitudes, Interests and Personality assessments and questionnaires.

- What happens when you **focus on a particular part** of your profile?
- What happens when you **change the Qualifications** or **What if** options?

Career Exploration

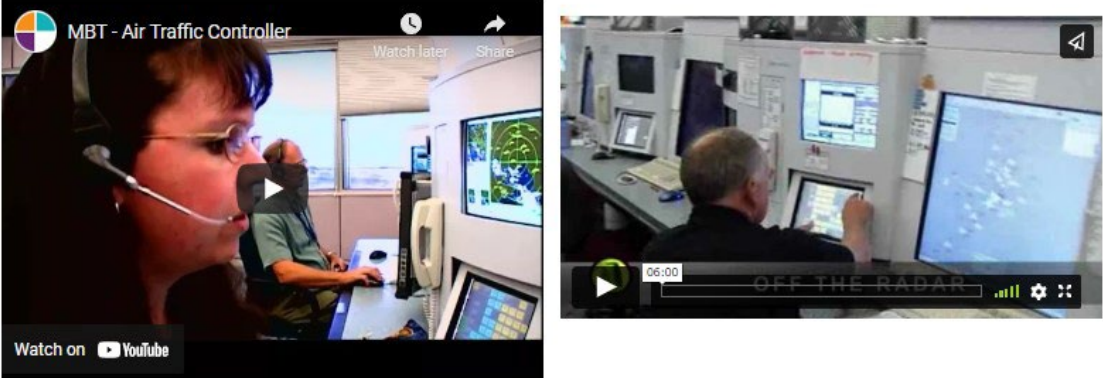
Air Traffic Controller

Your rating 90% Not one of your Favourites

Overview

Air Traffic Controllers are responsible for making sure that aircraft keep a safe distance from each other and have a safe flight. There are different controllers to carry out different roles. Terminal Air Controllers talk to pilots as they approach an airfield and land the aircraft. Tower Controllers work with aircraft and vehicles on the ground, on runways and taxiways. Enroute Controllers are responsible for aircraft further than 30 nautical miles from an airport. Those who work in a busy centre can be responsible for many aircraft at one time. The controller has to monitor the heading and altitude of aircraft to ensure safe separation as problems can occur extremely quickly. To do this work you need to be able to remain calm under pressure and be a clear communicator. Good mental arithmetic and geometry/spatial skills are looked for. As flights run 24 hours every day, controllers work in shifts. They require good IT and communication skills. For future employment prospects and unemployment trend information refer to the Your Career web address.

Media



MBT - Air Traffic Controller

Become

Academic and Vocational Notes

Training is via Airservices Australia or the RAAF. If you wish to train through the RAAF you have to enter the Air Force as an officer and will likely gain a degree in Aviation. As an applicant for Air Services Australia you would go through a rigorous selection process including an online cognitive ability test, a computer-based aptitude test, an assessment day involving a competency-based interview, police checks, medical examinations and a drug test. Once selected you would undertake extensive training, covering theoretical and practical subjects, as well as on-the-job instruction, to complete the requirements for their Air Traffic Control Licence. The minimum age for entry is 18 years and, as a result, many people apply with further and higher education qualifications. Some have worked in other areas before moving into air traffic control. The training period, whether with the RAAF

Air Traffic Controller

Your rating 90% Not one of your Favourites

Resources

Key Links

- Your Career - Air Traffic Controller
- The Good Careers Guide - Air Traffic Controller
- SEEK Careers - Air Traffic Controller

General Information

- Jobs and Skills - Air Traffic Controller
- CareerHQ - Air traffic controller
- Careersonline - Air traffic controller
- Defence Jobs - Air traffic mission controller

Case Studies

- Defence Jobs - Air Traffic controller

Find Jobs

[seek](#) [indeed](#) [careerone](#) [Jora](#) [EthicalJobs](#)









Professional Bodies

- Airservices Australia
- Civil Air Traffic Control Australia
- Australian Government Civil Aviation Safety Authority

Income

- Payscale Australia - Air Traffic Controller

Related Careers

 ICT Network Manager 86%	 Print Manager 85%	 ICT Manager 80%	 Software Tester 77%
			








There are over 630 **careers** in the Morrisby database, with **new careers being added regularly!**

Click on any career to read an overview, watch videos, learn about pathways, work-based training notes, resources and related careers.

Subject Suggestions

Options at 16/17

Currently viewing Senior Secondary

	Rating 	Considering
Art		<input checked="" type="checkbox"/> <input type="checkbox"/> ? <input type="checkbox"/> x
English/EAL		<input checked="" type="checkbox"/> <input type="checkbox"/> ? <input type="checkbox"/> x
History		<input checked="" type="checkbox"/> <input type="checkbox"/> ? <input type="checkbox"/> x
Languages		<input checked="" type="checkbox"/> <input type="checkbox"/> ? <input type="checkbox"/> x
Physical Education		<input checked="" type="checkbox"/> <input type="checkbox"/> ? <input type="checkbox"/> x
Studio Arts		<input checked="" type="checkbox"/> <input type="checkbox"/> ? <input type="checkbox"/> x
Product Design and Technology		<input checked="" type="checkbox"/> <input type="checkbox"/> ? <input type="checkbox"/> x
Applied Computing		<input checked="" type="checkbox"/> <input type="checkbox"/> ? <input type="checkbox"/> x
Mathematics - General/ Further		<input checked="" type="checkbox"/> <input type="checkbox"/> ? <input type="checkbox"/> x

These subjects are listed **in order of suitability** for you, based on your:

- **Abilities**
- **Interests**
- **Personality**
- **Hearted careers**

Note your school **may not** have all these subjects on offer, so please **talk to your Careers Department** about the best subject choices available to you.

Planner

The screenshot shows a web interface with a dark blue header containing four navigation icons: a briefcase for 'Careers', a graduation cap for 'Subjects', a list icon for 'Destinations', and a heart for 'Planner'. The 'Planner' tab is active and underlined. Below the header, there are three main content panels. The first panel, 'Options at 16/17', lists 'Mathematical Methods', 'Mathematics - General/ Further', 'Physics', and 'Specialist Maths', with an orange 'Review' button at the bottom. The second panel, 'Post School Options', has two sub-sections: 'Subjects' with a pink 'Add Study Areas' button, and 'Apprenticeships' with a pink 'Explore Apprenticeships' button. The third panel, 'Careers', lists 'Bank / Building Society Manager', 'Air Traffic Controller', 'Aeronautical Engineering Associate', 'Building Surveyor', 'Telecommunications Engineer', and 'Mining Supervisor/manager', with an orange 'Review' button at the bottom.

As you work through your profile making **changes and adjustments**, you can find a summary in the **Planner**.

There are tabs for **Options at 16/17, post school options** and **favourite careers**.

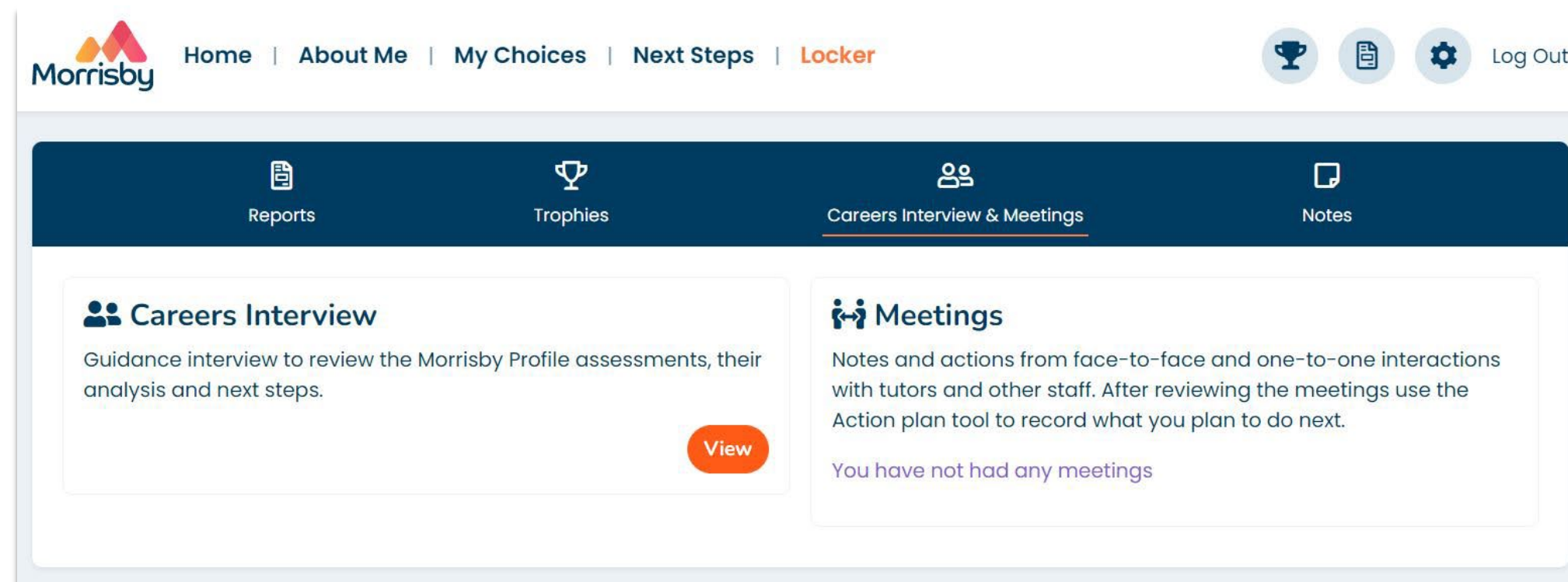
Locker

Careers Interview & Meetings Tab

You will be able to **view instructions** set by your school before you complete the interview questions, as well as **reviewing** background information and **reflecting** on your results. Under **Meetings** you will be able to see meeting **notes** as well as an **action plan**.

Notes Tab

You can also add in your **own notes** as you research and explore careers. This is a great place to make notes about **interests and activities** both within and outside of school.



The screenshot displays the Morrisby Locker interface. At the top left is the Morrisby logo. The navigation bar includes links for Home, About Me, My Choices, Next Steps, and Locker. On the right side of the navigation bar are icons for a trophy, a document, a gear, and a Log Out button. Below the navigation bar is a dark blue header with four tabs: Reports, Trophies, Careers Interview & Meetings (which is selected and underlined), and Notes. The main content area is divided into two columns. The left column is titled 'Careers Interview' and contains the text: 'Guidance interview to review the Morrisby Profile assessments, their analysis and next steps.' Below this text is an orange 'View' button. The right column is titled 'Meetings' and contains the text: 'Notes and actions from face-to-face and one-to-one interactions with tutors and other staff. After reviewing the meetings use the Action plan tool to record what you plan to do next.' Below this text is the message: 'You have not had any meetings'.

A young woman with long dark hair, wearing a white school uniform, is sitting at a desk and looking down at a laptop. The image is partially obscured by a white diagonal line that runs from the top left to the bottom right.

Action Steps and **What's Next?**

- Visit app.morrisby.com to explore interactive features on your Morrisby Online Profile
- Research** suggested careers further and **explore** new ideas
- Add **notes** under the **Notes tab**
- Invite** others to view your online profile
- Continue your **Morrisby conversation** with family, friends and mentors
- Talk to people** about their jobs, especially if you are **interested** in that field of work
- Speak to your **career's teachers or subject teachers** about future subjects, careers, work experience opportunities and Open Day events

Logging Back In

Morrisby
Your career journey starts here

Login Sign Up Forgotten Login Morrisby Pay

Username or Email
Enter your Email
Username or Email is required

Password
Enter your Password
Password is required

Log In

Don't have an account? Sign Up
Forgotten your login?

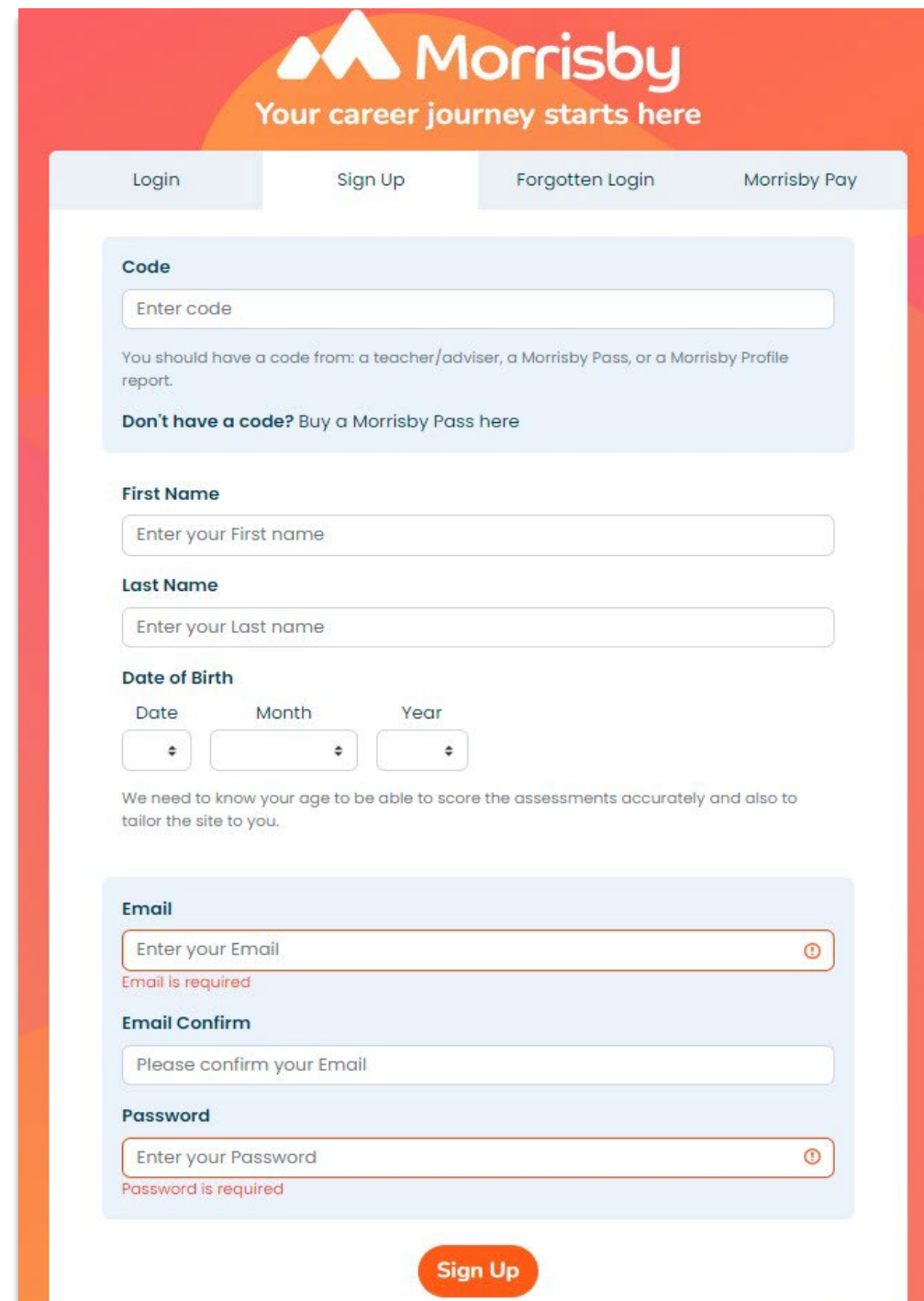
Follow these **simple steps** to log in to your **Morrisby profile**

1. Go to app.morrisby.com
2. Enter the **Username and Password** used when you registered for profiling

Forgotten your login?

- Click **'Forgotten your login?'**
- Or ask your Careers Department for a **recovery code**

Registering for a **Morrisby Profile**



The screenshot shows the Morrisby registration page. At the top, the Morrisby logo is displayed with the tagline "Your career journey starts here". Below the logo are navigation tabs for "Login", "Sign Up", "Forgotten Login", and "Morrisby Pay". The "Sign Up" tab is active. The registration form includes the following fields:

- Code:** A text input field with the placeholder "Enter code". Below it, a note states: "You should have a code from: a teacher/adviser, a Morrisby Pass, or a Morrisby Profile report." A link below reads: "Don't have a code? Buy a Morrisby Pass here".
- First Name:** A text input field with the placeholder "Enter your First name".
- Last Name:** A text input field with the placeholder "Enter your Last name".
- Date of Birth:** Three dropdown menus for "Date", "Month", and "Year". Below them, a note reads: "We need to know your age to be able to score the assessments accurately and also to tailor the site to you."
- Email:** A text input field with the placeholder "Enter your Email" and a red error message "Email is required".
- Email Confirm:** A text input field with the placeholder "Please confirm your Email".
- Password:** A text input field with the placeholder "Enter your Password" and a red error message "Password is required".

At the bottom of the form is a red "Sign Up" button.

Follow these **simple steps** to register for a **Morrisby profile**

1. Ask your careers staff for your school's **unique registration code**
2. Go to the signup tab at app.morrisby.com
3. Enter a **Username** (email address) and memorable **Password**
4. Complete some **simple questions**
5. When ready, find a quiet place free from distractions and allow around **2 hours** to complete all assessments and questionnaires (you can take breaks)

Looking Forward...

Don't forget you have a log in for life!

There is so much you can do with your profile:

- **Yr10 – work experience, subject selections, career research**
- **Yr11 – redo any of the questionnaires – have a look at the Study Interests and Priorities questionnaires.**
- **Yr12 – an excellent resource for pathways – work, apprenticeships, study options**
- **Post school – work or study transitions**