

My Career Insights

Student e-workbook

My Choices  
– Planning for  
subject selection

### My Choices – Planning for subject selection

This workbook will assist you to navigate the entry requirements for your career choices. It will help you make informed choices about your Year 11 subject selection based on your career preferences.

We encourage you to keep visiting your Online Profile as part of the career conversations you will have in your senior years of school so that as your interests change, your profile can change with you.

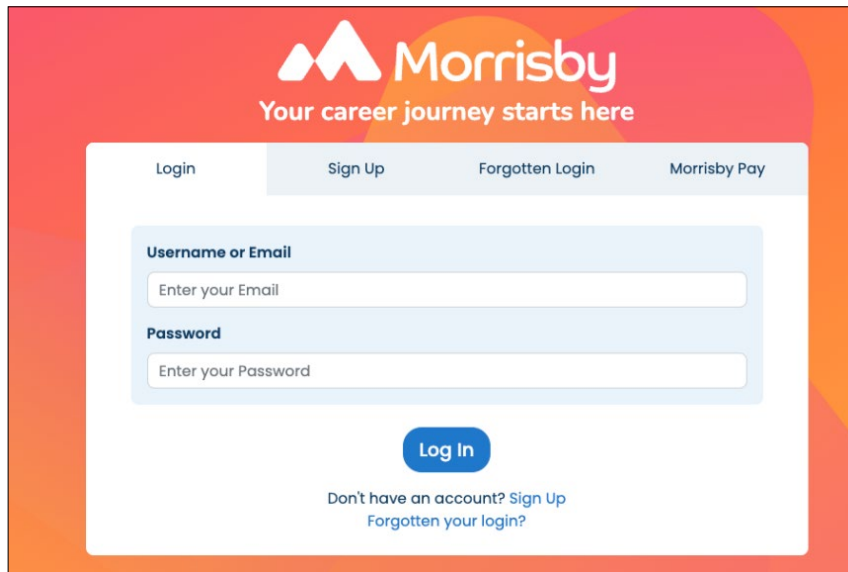
Remember, there are no right or wrong answers... it's all about you becoming confident with navigating the options available to you as you progress through school and beyond.



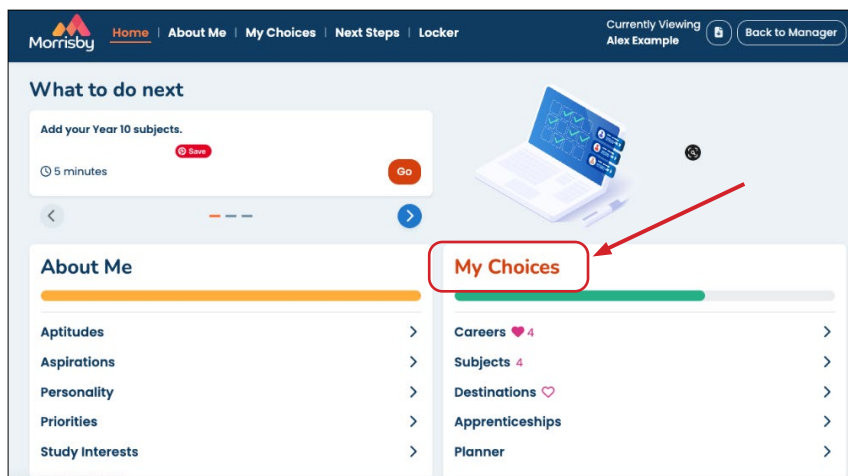
## PART 1 – ENTRY REQUIREMENTS

### ACTIVITY 1: My Choices

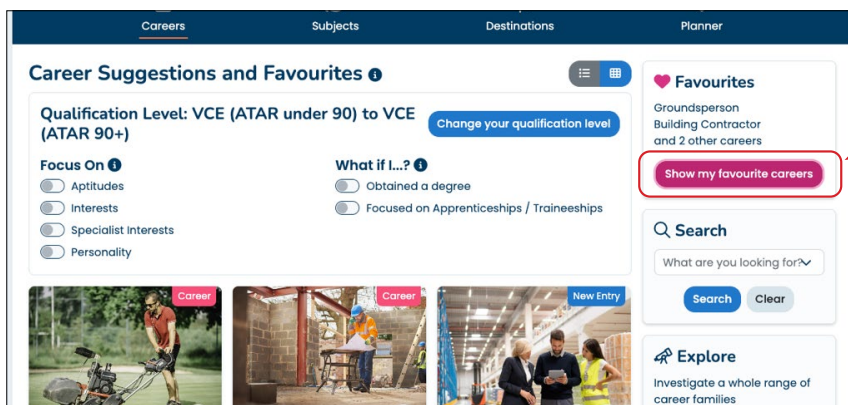
- 1 Go to [app.morrisby.com](http://app.morrisby.com) and log in using your **email and password**



- 2 From your home page, select **My Choices**



- 3 Select **Show my favourite careers**



## 4

## Favourite Careers

Choose **3** careers you are most interested in exploring further and record them in the table below. Don't forget you can use the **search** function to find a specific career or the explore function to browse particular career families.

E.g. Plumber	

## 5

Different occupations have different entry requirements. It is important to understand what level of education or training you need to work in the field you are interested in. For example, some careers require a university qualification while others require an apprenticeship or traineeship. School-based apprenticeships and traineeships (SBATs) are an employment-based learning pathway that you can take during your secondary schooling. You will combine your senior school years with paid part-time employment and skills training in your chosen field.

Click on your 3 chosen careers. Use the **academic and vocational notes** to learn about the entry requirements for your careers. There may be more than one way to enter your career.

**Plumber** ×

Your rating  85% One of your favourites ♥ 🔖

---

**Requirements**

**Academic and Vocational Notes**

To become a plumber you need to complete a 4 year apprenticeship in plumbing. You combine on-the-job training with Certificate III in Plumbing. Some plumbers will also go on to Certificate IV in Plumbing and Services if they wish to specialise in particular areas. Previous work experience will help when applying for apprenticeships. You can also study courses like Certificate II in Construction or Drainage to build relevant construction skills. These can also combine with on-the-job training as traineeships. Keep in mind that you may have to sit a skills test as part of your application. You can apply for apprenticeships directly with employers, or with Group Training Companies, which send you to host employers. Part-time apprenticeships may be started in school as part of a Year 11/12 program which, in Victoria, may include VCE Vocational Major. Employers may allow you to do your Certificate through block release or one day per week to TAFE or another Registered Training Provider (RTO). Some RTO's carry out training and assessment in the workplace. As a worker in construction you must undergo safety induction training and be issued with a Construction Induction Card ( a "white card"). A car licence and your own vehicle is an advantage when seeking employment. Following your apprenticeship you must obtain your licence from the Plumbers Licensing Board before you can work independently.

Use these tables to map your entry requirements for the 3 chosen careers:

CAREER ONE:	Tick
No formal training or qualification needed.	
Traineeship combining on the job training with a Certificate I-III qualification.	
Apprenticeship combining on the job training with a Certificate III	
VET qualification gained in TAFE colleges or other Registered Training Providers (for example Certificate III, IV or Diploma level qualification.	
University qualification (for example Bachelor Degree).	
List any other requirements (for example driver's license, medical check etc.)	

CAREER TWO:	Tick
No formal training or qualification needed.	
Traineeship combining on the job training with a Certificate I-III qualification.	
Apprenticeship combining on the job training with a Certificate III	
VET qualification gained in TAFE colleges or other Registered Training Providers (for example Certificate III, IV or Diploma level qualification.	
University qualification (for example Bachelor Degree).	
List any other requirements (for example driver's license, medical check etc.)	

CAREER THREE:	Tick
No formal training or qualification needed.	
Traineeship combining on the job training with a Certificate I-III qualification.	
Apprenticeship combining on the job training with a Certificate III	
VET qualification gained in TAFE colleges or other Registered Training Providers (for example Certificate III, IV or Diploma level qualification.	
University qualification (for example Bachelor Degree).	
List any other requirements (for example driver's license, medical check etc.)	

There are three main programs for you to choose from to complete in year 11 and 12: the Victorian Certificate of Education (VCE), the VCE Vocational Major (VCE VM) or the Victorian Pathways Certificate (VPC).

Find out more about your options for the VCE, VCE VM and VPC [here](http://www.vic.gov.au/about-the-victorian-pathways-certificate).  
[www.vic.gov.au/about-the-victorian-pathways-certificate](http://www.vic.gov.au/about-the-victorian-pathways-certificate)

If your chosen career requires a university qualification, you may require an ATAR. It is always best to check the entry requirements with the tertiary provider. For some providers, the most direct pathway could be via the VCE.

If your chosen career requires a VET qualification like a Certificate III, IV or Diploma, or you want to complete an apprenticeship or traineeship, you can choose either the VCE or VCE VM program based on the pathway that best suits your learning style and subject interests. You might even explore the option of beginning a school-based apprenticeship or traineeship (SBAT) while you are completing your program.

The VPC is designed for students who, for various reasons, aren't able or ready to complete the VCE or VCE Vocational Major.

It is recommended that you speak with your school career advisor for additional support and information when reviewing your options.

## 6 Deciding which year 11 and 12 program is best for you.

Have a look at your 3 career choices and consider the program that best suits you and record this here:

VCE

VCE VM

VPC

If you are unsure at this stage, you can tick more than one box and we suggest you speak to your school career advisor to help you with more information to support your final selection.

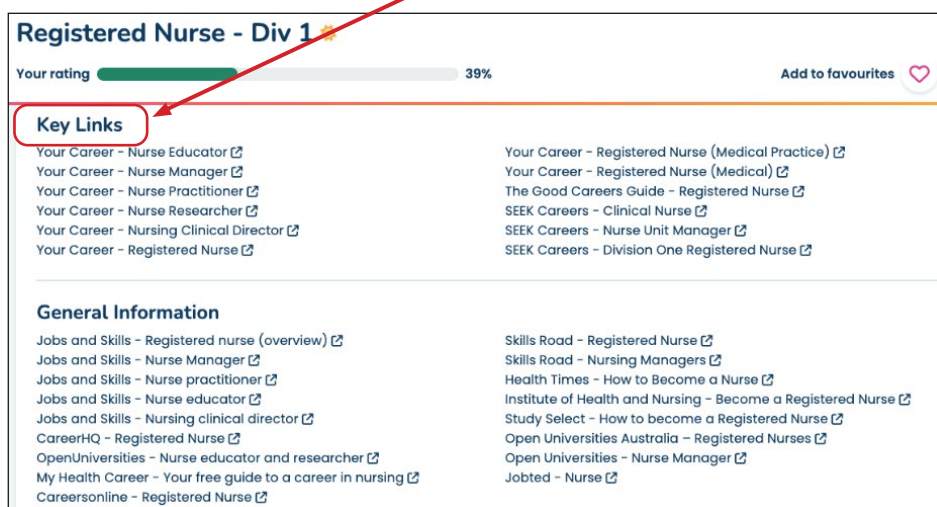


## PART 2 – SUBJECT SELECTION

### My Choices – Subjects

Now it's time to explore your subject selection options. Your options will depend in part on the certificate you have chosen to study as part of your year 11 and 12 program, the options available within your school, and subjects you enjoy doing.

**1** When selecting your subjects, there are a few key things to keep in mind. If you have chosen the VCE, you might like to explore some subjects related to the careers you have in mind. Be careful to check whether there are any pre-requisites (subjects needed for course entry) for the courses you would need to undertake. You can find this information by exploring the **key links** in the **resources** section of the career description.



The screenshot shows a career profile for 'Registered Nurse - Div 1'. At the top, there is a 'Your rating' bar at 39% and an 'Add to favourites' button. Below this is a 'Key Links' section, which is circled in red and has a red arrow pointing to it from the text above. This section contains two columns of links: 'Your Career - Nurse Educator', 'Your Career - Nurse Manager', 'Your Career - Nurse Practitioner', 'Your Career - Nurse Researcher', 'Your Career - Nursing Clinical Director', 'Your Career - Registered Nurse', 'Your Career - Registered Nurse (Medical Practice)', 'Your Career - Registered Nurse (Medical)', 'The Good Careers Guide - Registered Nurse', 'SEEK Careers - Clinical Nurse', 'SEEK Careers - Nurse Unit Manager', and 'SEEK Careers - Division One Registered Nurse'. Below the 'Key Links' is a 'General Information' section with two columns of links: 'Jobs and Skills - Registered nurse (overview)', 'Jobs and Skills - Nurse Manager', 'Jobs and Skills - Nurse practitioner', 'Jobs and Skills - Nurse educator', 'Jobs and Skills - Nursing clinical director', 'CareerHQ - Registered Nurse', 'OpenUniversities - Nurse educator and researcher', 'My Health Career - Your free guide to a career in nursing', 'Careersonline - Registered Nurse', 'Skills Road - Registered Nurse', 'Skills Road - Nursing Managers', 'Health Times - How to Become a Nurse', 'Institute of Health and Nursing - Become a Registered Nurse', 'Study Select - How to become a Registered Nurse', 'Open Universities Australia - Registered Nurses', 'Open Universities - Nurse Manager', and 'Jobted - Nurse'.



**Tip:** If you have chosen to undertake the VCE, you might like to explore VCE subjects related to your chosen careers and the things you like. You can also undertake a vocational education and training (VET) subject if this interests you.

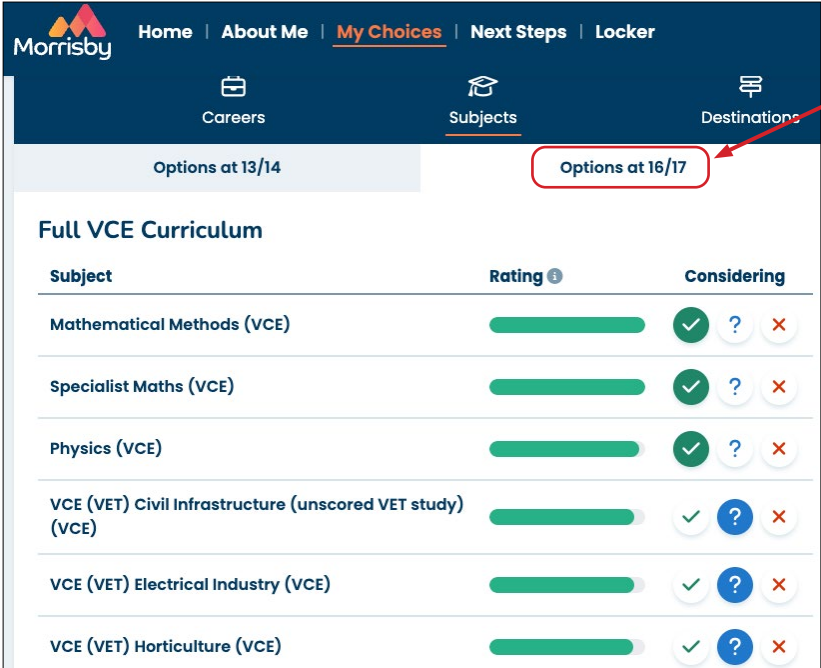
If you have chosen the VCE VM, you will **need** to choose a VET subject. Explore the options related to the careers you are interested in.

If you think the VPC is for you, chat to your teachers about your options and what might be best for you.

It is important to have a conversation with your teachers about the subjects you have selected and whether they are available as part of your program.

2

Select **Subjects** from the **My Choices** tab. Explore the **options at 16/17**. You can click on each subject for a more detailed description.



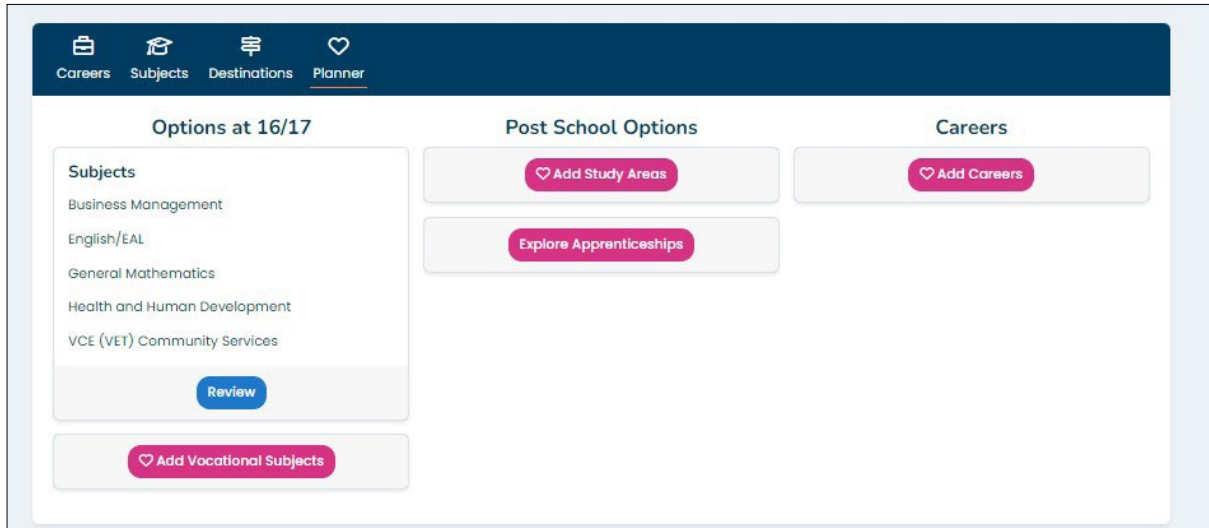
3

Choose 8 subjects to discuss with your teachers and add these to your planner below. Don't forget to select any subjects that are a prerequisite for your chosen course or recommended for your further education or training.

	SUBJECT
1	
2	
3	
4	
5	
6	
7	
8	



You can also view your **Subjects** in your Morrisby profile **Planner**.



**Note:** It is recommended that you update your Career Action plan with the information and changes you have made during this process.

