

My Career Insights

## Student e-workbook

Post School  
Options  
– Next Steps  
(year 11/12)

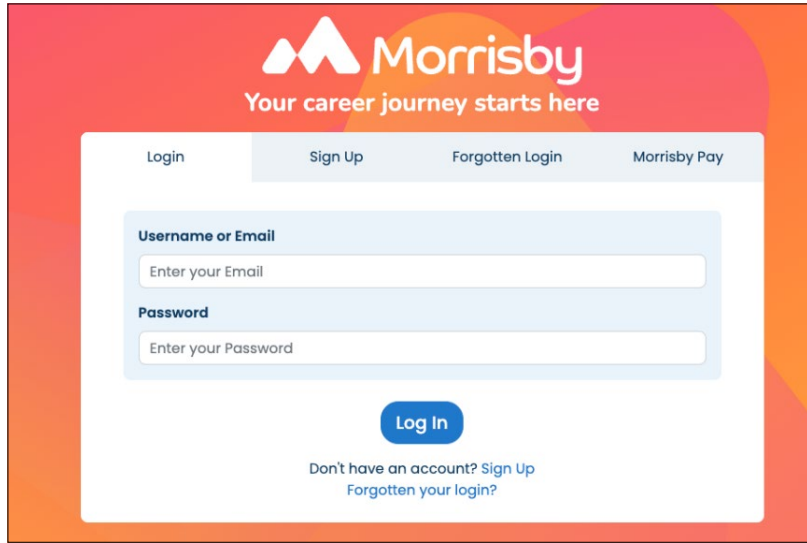
## Post School Options – Next Steps (year 11/12)

This workbook will help you explore your post school options and any further education and training required to help you pathway into that career.

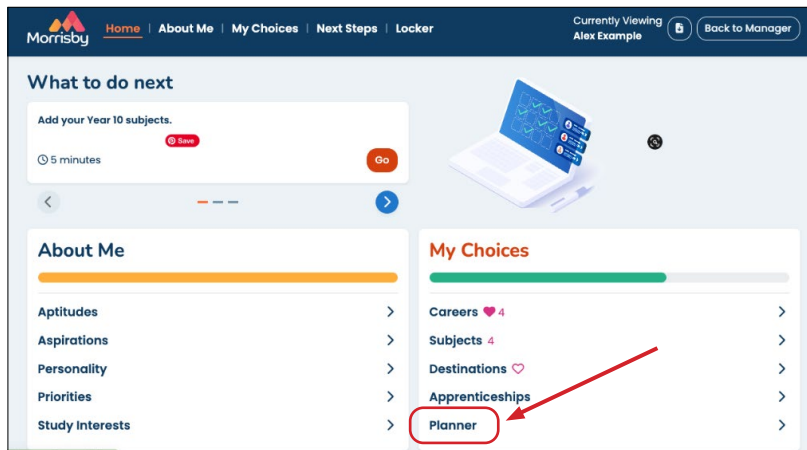
We encourage you to keep visiting your online profile as part of the career conversations you will have in your senior years of school. As your interests change, your profile can change with you.



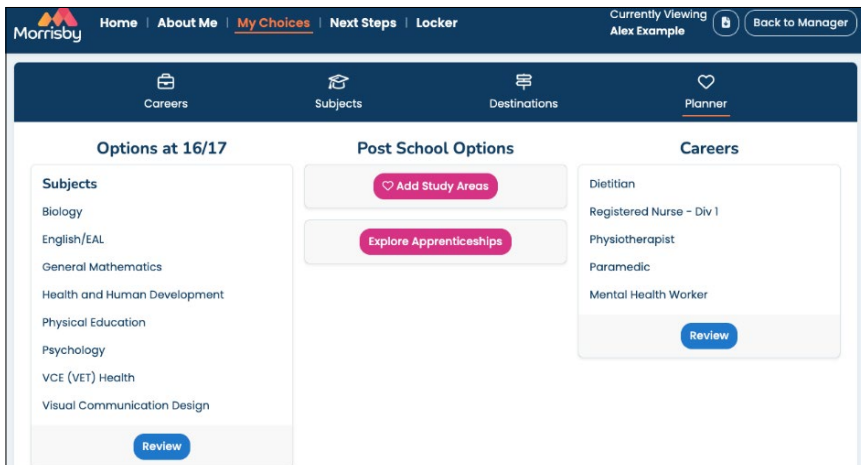
1 Go to [app.morrisby.com](http://app.morrisby.com) and log in using your **email and password**



2 From your home page, select **Planner**



3 Your **Planner** gives you an overview of the subjects, post school options and careers you have been thinking about.



4

What subjects did you choose to study for year 11/12?

List these in the table below:


5

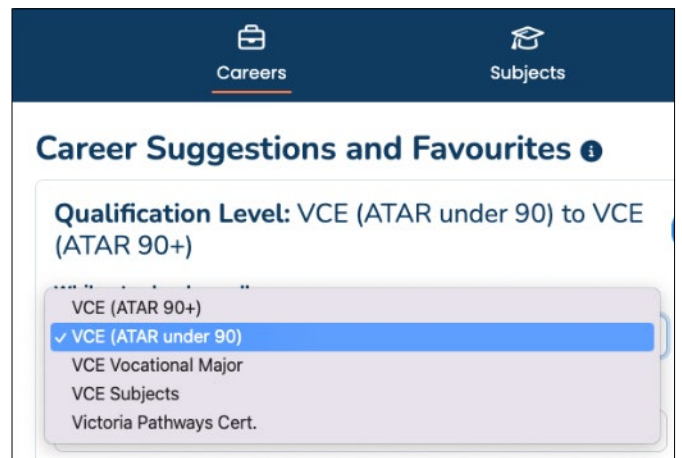
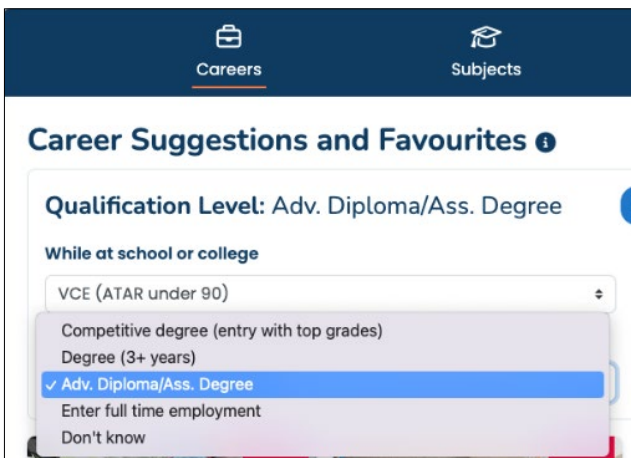
Do they differ from the list in your plan? Why/why not?

You might like to review your list in your Morrisby profile so that it reflects your actual study program.

6

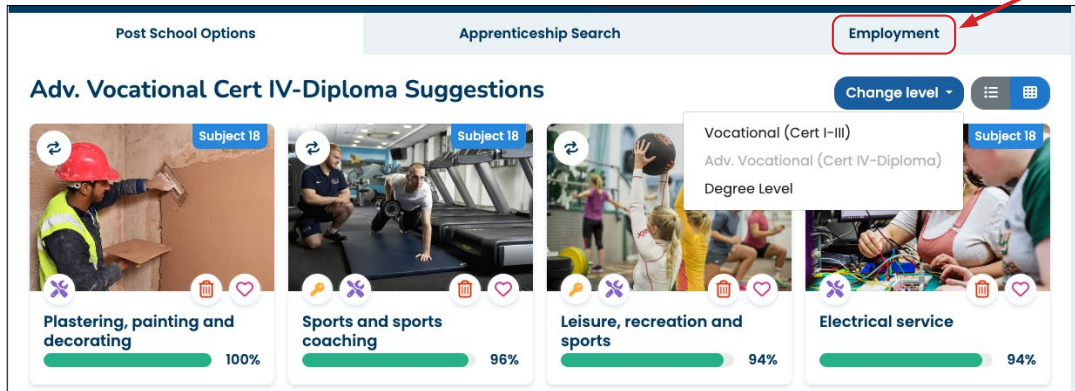
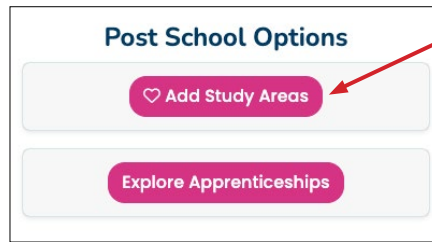
Now that you are in your senior years of schooling, you have probably given some thought to your **post school options** and what might be best for you, keeping in mind that different occupations have different entry requirements. Review the list of **Careers you have shortlisted in Favourites**.

Are you still interested in exploring these careers? **Expand** or **refine** your list as necessary. Try setting the **change your qualification level** to include your senior years program and what you plan on doing when you transition from secondary school.



7

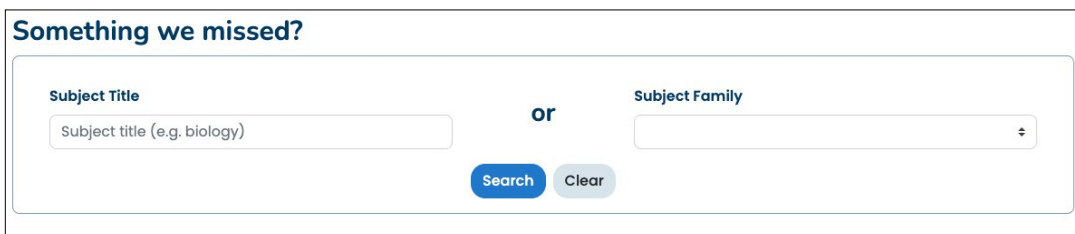
Explore your **Post School Options** and **Add Study Areas** and/or **Apprenticeships**. If you are interested in exploring a School-Based Apprenticeship or Traineeship, contact the Head Start coordinator in your school. You can interact with the level of qualification according to your career goals.



Look for the following symbols on the suggestions in your list. They might help you decide on some **post-school options** to explore further.

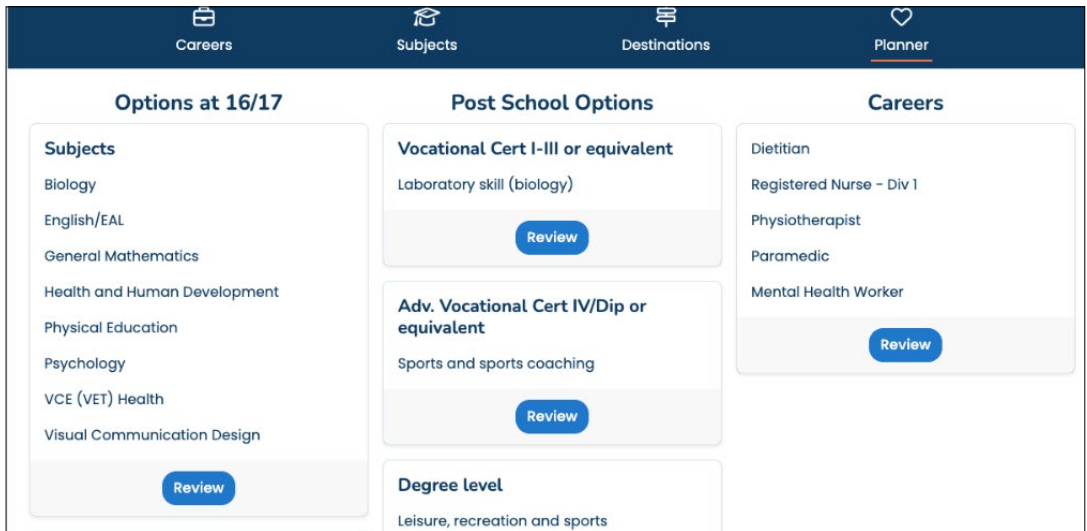


Don't forget that you can also use the search function if you can't see an option you're interested in.



8

What does your **Planner** look like?



Use your Morrisby Profile to complete this table below:

Options at 16/17 (subjects)	Post School Options	Careers



9

Click on the post school options in your list to explore these further.

- Are there any entry requirements?
- What are the possible destinations of this option?

You can use the links to find out more about **apprenticeships** or **employment**.

Study option/apprenticeship /employment	Entry requirements /useful information	Destinations
<p><i>Example: Leisure, recreation and sports (advanced vocational level – Certificate IV or Diploma)</i></p>	<p><i>Example: Year 12 completion Physical Education and Outdoor Recreation may be viewed favourably Interview may be required History of involvement in sport or recreational activity would be useful</i></p>	<p><i>Example: Outdoor recreation instructor Swim school coordinator Sports development officer</i></p>



10

Use the links in the **Resources** section or conduct an **apprenticeship or employment search** to find out more about the post-school options you are interested in.

There are several websites in the resources tab that can help you find education and training options to complete the qualification you are interested in. If further education is relevant to you, list some places you would like to explore further.

Qualification	Organisation	Requirements	Duration
<i>Example: Bachelor of Mechanical Engineering</i>	<i>University Melbourne City</i>	<i>ATAR 68.50 Advanced Mathematics</i>	<i>4 years</i>

The ‘Australian Apprenticeships’ website provides information about becoming an apprentice. You can access this via the ‘Destinations’ tab in your profile:



If you're thinking about apprenticeship pathways, conduct a search on the industry that you are interested in using the 'Your Career' website link. Ask your teacher for help if needed.

You can speak with your Head Start coordinator about starting a School-based Apprenticeship or Traineeship (SBAT) while you are still at school.

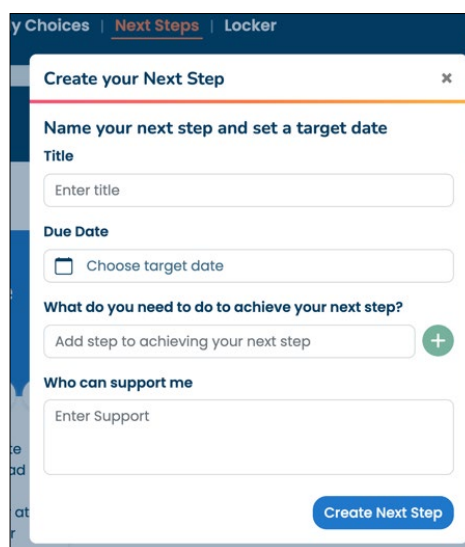
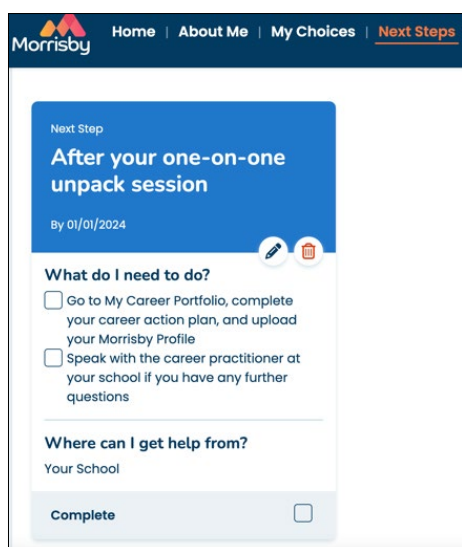
Complete the table following your search of *Your Career*.

Industry group	Area of Interest	Qualification	Occupations
<i>Example: Creative and Beauty</i>	<i>Beautician</i>	<i>Certificate III Beauty Services</i>	<i>Beautician Make-up Artist Nail Technician</i>

**11** What are the **Next Steps** for you in your career journey? Create a plan outlining some things you can do to progress to the next stage. Is it time to commence applications? Is there someone that can help you with the process?

Select **Next steps** and **Create a Next Step** in your Morrisby Profile.

**Ask teachers, your career advisor or family members for help with this process.**



**Note:** It is recommended that you update your Career Action Plan with the information and changes you have made during this process.